
	SARA SAE ENGINEERING SPECIFICATION	
	Section: SES 26 – 768	
	Issue: “A”	Rev. No.: “0”
	Eff. Date: 01.01.2014	Page 1 of 4

**AISI 1040 CARBON STEEL FORGED OR WROUGHT
 60,000 MINIMUM YIELD FOR SOUR SERVICE API 6A FLANGE (PSL-3 & PSL-4)**

Rev	Reason of Change	Date	Made By	Reviewed By	Approved By	Status
0		01-01-2014	USR	J Gulati	KKD	Released

	SARA SAE ENGINEERING SPECIFICATION	
	Section: SES 26 – 768	
	Issue: “A”	Rev. No.: “0”
	Eff. Date: 01.01.2014	Page 2 of 4

AISI 1040 CARBON STEEL FORGED OR WROUGHT
60,000 MINIMUM YIELD FOR SOUR SERVICE API 6A FLANGE (PSL-3 & PSL-4)

1.0 SCOPE

- 1.1** AISI 1040 carbon steel forgings and wrought shapes heat-treated to 60,000 PSI minimum yield strength for standard / sour service.
- 1.2** Product forms covered by this specification are closed die, Open die and ring forgings bar and mill shapes.


2.0 REQUIREMENTS

- 2.1** The requirements of specification SES 26-590, SES 26-740 & SES 26-744 shall apply in addition to the following specific requirements.
- 2.2** It is the responsibility of raw material/metal supplier/machined parts supplier of carbon, low alloy and martensitic stainless steel to have practices and procedures in place to assure that raw materials/parts delivered to SARA SAE do not have excessive amounts of residual magnetism. Excessive residual magnetism is defined as greater than 3 gauss. Residual magnetism can occur due to factors such as lifting with magnets, magnetic particle inspection or stray welding current. The supplier's procedures/testing methods will be subject to verification during supplier audits.
- 2.3** The raw material supplier shall assure that SARA SAE does not receive material with greater than background level of radioactivity.

3.0 CHEMICAL COMPOSITION: Chemical composition limits are listed below. An analysis of each heat of steel be made by the manufacturer, preferably from a ladle sample taken at or near the time of pouring. The listed elements shall be reported in weight percent.

ELEMENTS	COMPOSITION RANGE (%)
Carbon (C)	0.37-0.44
Manganese (Mn)	0.60-0.90
Sulphur (S)	0.025 (max.)
Phosphorus (P)	0.025 (max.)

- 3.1** Elements that are not included in the application material specification but that may have been intentionally added by the mill shall be reported. The total residual element must not exceed 1%.

	SARA SAE ENGINEERING SPECIFICATION	
	Section: SES 26 – 768	
	Issue: “A”	Rev. No.: “0”
	Eff. Date: 01.01.2014	Page 3 of 4

4.0 MECHANICAL PROPERTIES: Mechanical property requirements are listed below. Each heat shall be tested and the listed mechanical properties shall be reported.


MECHANICAL PROPERTIES	RANGE
TENSILE STRENGTH	85,000 PSI (586 MPa) Min.
YIELD STRENGTH	60,000 PSI (414 MPa) Min.
ELONGATION IN 2” Gage Length	18% Min.
REDUCTION IN AREA	35% Min.
BRINELL HARDNESS	187-237 BHN(10-22 HRC)

5.0 HEAT TREATMENT:

PROCESS	ATMOSPHERE/MEDIA	TEMPERATURE	TIME AT TEMPERATURE
Austenitizing (See note)	Air or Nitrogen	1550 °F (843 °C) minimum.	½ hour per inch maximum of through thickness. One hour minimum.
Quench	Water	100 °F (38 °C) maximum before quenching 120 °F (49 °C) maximum after quenching	
	Polymer	50 °F (10 °C) minimum before quenching	
	Oil	-----	
Temper	Air or Nitrogen	1150 °F (621 °C) Minimum.	3/4hour per inch of maximum through thickness. One hour minimum.
Slow cool to room temperature			

Note 1: The minimum start temperature of 50 °F (10 °C) for oil and polymer Quenchants shall be followed except when a lower minimum start temperature is permitted for a specific quenchant by the quenchant manufacturer. The start temperature shall be documented for all products.

Note 2: Maximum holding time shall not exceed Five times (5X) the minimum holding time. In all case, holding time shall not start until parts or materials have reached specified heat treatment temperature. The 5X rule does not apply to the separate QTC (e.g. ER 5”)

	SARA SAE ENGINEERING SPECIFICATION	
	Section: SES 26 – 768	
	Issue: “A”	Rev. No.: “0”
	Eff. Date: 01.01.2014	Page 4 of 4

6.0 DOCUMENTATION REQUIRED

- 6.1** Each shipment shall be accompanied by material certifications for each lot the certifications must be traceable to the lot of material represented.
 - a)** Mill certificate of raw material.
 - b)** Chemical certificate for each lot of forging.
- 6.2** Heat treatment reports including cycle time, temperature, cooling media, hardness and graphs.
- 6.3** Calibration certificate of furnace.
- 6.4** Re-verification of chemical properties before shifting of material.
- 6.5** Test reports for tensile strength, yield strength, elongation, reduction in area, hardness, impact testing and UT testing.