
	SARA SAE ENGINEERING SPECIFICATION	
	SECTION SES 26 – 777	Doc. No.
	ISSUE “A”,	Rev “0”
	EFF. DATE: 16-09-2014	Page 1 of 4

AISI 304L, 30 KSI (207 MPA), FORGING/BARSTOCK/RING GASKETS:
LIMITED TO 140 F (60 C) MAXIMUM TEMPERATURE AND 15 PSIA
(100 KPA) MAXIMUM H₂S

Rev	Reason of Change	Date	Made By	Reviewed By	Approved By	Status
1	-----	16-09-2014	Pankaj	D.P.Raturi	K.C.Raturi	Released

Summary:

The environmental limitations are not applicable to ring gaskets.

	SARA SAE ENGINEERING SPECIFICATION	
	SECTION SES 26 – 777	Doc. No.
	ISSUE “A”,	Rev “0”
	EFF. DATE: 16-09-2014	Page 2 of 4

MATERIAL SPECIFICATION FOR AISI SS304L STAINLESS STEEL

1.0 PURPOSE

- 1.1** It is the purpose of this material specification to list in concise form of the material requirement for AISI SS 304L stainless steel forgings, bar stock, centrifugal castings and mill shapes for Ring Joint Gaskets.
- 1.2** Product forms covered by this specification are Rolled Ring or Ring forgings for Gaskets.
- 1.3** This material specification is intended to aid the purchasing department in procuring and the vendor in supplying a material which meets the needs of its intended use, and the quality control department in the inspection and release of incoming material.


Table 1: Environmental limits (All are maximums unless otherwise noted)

Temperature F (C)	Partial pressure psi (kPa) ; H ₂ S	Chloride Concentration (mg/l)
140 (60)	15 (100)	No limit
No limit	No limit	50

2.0 REQUIREMENTS

- 2.1** The requirements of specification SES 26-590, SES 26-740 & SES 26-744 shall apply in addition to the following specific requirements.
- 2.2** It is the responsibility of raw material/metal supplier/machined parts supplier of carbon, low alloy and martensitic stainless steel to have practices and procedures in place to assure that raw materials/parts delivered to SARA SAE do not have excessive amounts of residual magnetism. Excessive residual magnetism is defined as greater than 3 gauss. Residual magnetism can occur due to factors such as lifting with magnets, magnetic particle inspection or stray welding current. The supplier's procedures/testing methods will be subject to verification during supplier audits.
- 2.3** The raw material supplier shall assure that SARA SAE does not receive material with greater than background level of radioactivity.

- 3.0 Chemical composition:** Chemical composition limits are listed below. An analysis of each heat of steel is made by the manufacturer, preferably from a ladle sample taken at or near the time of pouring. The listed elements shall be reported in weight percent.

	SARA SAE ENGINEERING SPECIFICATION	
	SECTION SES 26 – 777	Doc. No.
	ISSUE “A”,	Rev “0”
	EFF. DATE: 16-09-2014	Page 3 of 4

ELEMENTS	COMPOSITION RANGE (%)
Carbon (C)	0.03 (max.)
Manganese (Mn)	2.00 (max.)
Silicon (Si)	1.00 (max.)
Sulphur (S)	0.030 (max.)
Phosphorus (P)	0.045 (max.)
Nickel (Ni)	8.0-12.0
Chromium (Cr)	18.0-20.0
Iron (Fe)	Balance


3.1 Elements that are not included in the application material specification but that may have been intentionally added by the mill shall be reported and are limited as follows. Total residuals must not exceed 1%.

ELEMENTS	COMPOSITION RANGE (%)
Vanadium (V)	0.08 (max.)
Aluminum (Al)	0.055 (max.)
Nitrogen (N)	0.010 (max.)
Hydrogen (H)	0.010 (max.)
Niobium(Columbium)+Titanium +Vanadium	0.12 (max.)
Boron	0.0005 (max.)

4.0 Mechanical Properties: Mechanical property requirements are listed below. Each heat shall be tested and the listed mechanical properties shall be reported.

<u>MECHANICAL PROPERTIES</u>	<u>RANGE</u>
TENSILE STRENGTH, PSI	75,000 (517 MPa) Min. *
YIELD STRENGTH, PSI	30,000 (207 MPa) Min. *
ELONGATION IN 2” Gage Length	40 % Min. *
REDUCTION IN AREA	50% Min. *
ROCKWELL HARDNESS	83 HRB Max.

* These properties are not required for ring gaskets

	SARA SAE ENGINEERING SPECIFICATION	
	SECTION SES 26 – 777	Doc. No.
	ISSUE “A”,	Rev “0”
	EFF. DATE: 16-09-2014	Page 4 of 4

5.0 **HEAT TREATMENT:** - Heat treatment

PROCESS	ATMOSPHERE/MEDIA	TEMPERATURE	TIME AT TEMPERATURE
Annealing	Air	1850-2050 °F (1010-1120 °C)	½ hour per inch of maximum through thickness. One hour minimum.
Quenching	Water	100 °F (38 °C) Max at the start of quench	120°F (49 °C) Max at the completion of the quench.
Note: Maximum holding time shall not exceed Five times (5X) the minimum holding time. In all case, holding time shall not start until parts or materials have reached specified heat treatment temperature. The 5X rule does not apply to the separate QTC (e.g. ER 5”)			

6.0 MARKING: Each Piece or component shall be identified with the heat number or traceability marked on the exterior with low stress dot stamps. When used for Ring Gaskets, each piece shall also be stamped with the designation “S304-4” for Stainless Steel.

7.0 **DOCUMENTATION REQUIRED**

7.1 Each shipment shall be accompanied by material certifications for each lot of material, the certifications must be positively relatable to the lot of material represented.

a) Mill certificate of raw material.

b) Chemical certificate for each lot of forging.

7.2 Certification of heat treatment including cycle time, temperature, cooling media, hardness and graphs.

7.3 Calibration certificate of furnace.

8.0 **WORKMANSHIP**

Material shall be inspected in accordance with part QA plan.

Material shall be free of injurious defects that are detrimental to the integrity of the final product, such as laps, scabs cracks and exogenous inclusions.